

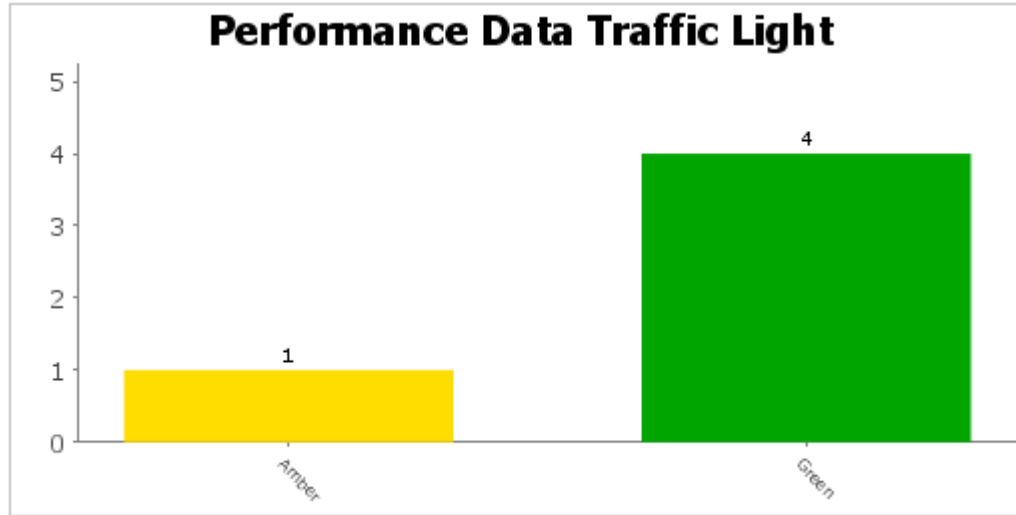
FINANCE AND RESOURCES ADVISORY COMMITTEE
11 November 2014 at 7.00 pm

Further to the despatch of agenda and papers for the above meeting, please find the following background document:

8. **Budget: Service Reviews and Service Change Impact Assessments (SCIAS)** (Pages 1 - 6)
Adrian Rowbotham

This page is intentionally left blank

Finance & Resources Advisory Committee (July 2014 Data)


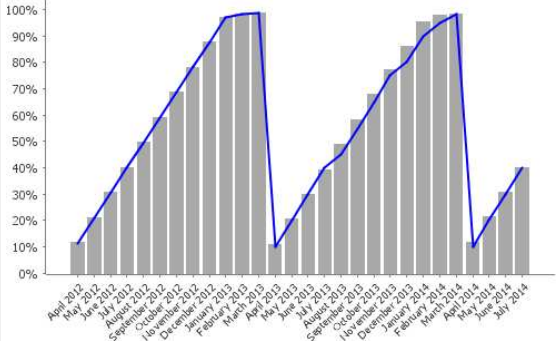


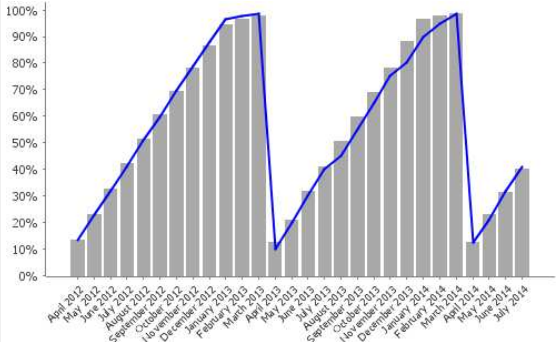



Page 1

Code	Short Name	Current Value	Current Target	Current Status	Performance Chart	Cumulative (Year to Date) Performance			Latest Note
						2014/15			
						Value	Target	Status	
LPI FS 001	The percentage of undisputed invoices paid within 30 days or agreed terms	99%	99%			98.25%	99%		

Agenda Item 8

Code	Short Name	Current Value	Current Target	Current Status	Performance Chart	Cumulative (Year to Date) Performance			Latest Note
						2014/15			
						Value	Target	Status	
LPI FS 003	Debts outstanding more than 61 days	£16,628	£20,000	✓		£16,628	£20,000	✓	
Page 7 LEG 001	Percentage of instructions that are undertaken in house	100%	80%	✓	<p>LPI_LEG 001 Percentage of instructions that are undertaken in house</p>	100%	80%	✓	

Code	Short Name	Current Value	Current Target	Current Status	Performance Chart	Cumulative (Year to Date) Performance			Latest Note
						2014/15			
						Value	Target	Status	
LPI TAX 001	The percentage of council tax collected in-year	40%	40%			40%	40%		
Page 3 TAX 003	The percentage of business rates collected in-year	40.2%	41%			40.2%	41%		

This page is intentionally left blank

Item 8: Budget 2015/16: Service Reviews and Service Change Impact Assessments (SCIAs)

Background Document: Budgets 2014/15

	Pay Costs	Running Costs	Income	TOTAL
	£	£	£	£
Audit				
Audit Function	0	191,191	-47,599	143,592
Finance				
Finance Function	208,930	0	0	208,930
Exchequer and Procurement	118,704	14,958	0	133,662
Treasury Management	32,023	68,936	0	100,959
General Admin.	0	142,233	0	142,233
Misc Finance inc. Pension Fund	0	2,327,147	0	2,327,147
Local Tax				
Local Tax	0	602,462	-423,703	178,759
Legal				
Legal Function	216,153	9,516	-35,936	189,733
I.T.				
I.T.	447,418	316,257	0	763,675
Asset Maintenance I.T.	0	260,000	0	260,000
Property and Facilities Management				
Property	57,392	0	0	57,392
Central Offices - Facilities	128,985	136,215	-8,407	256,793
Central Offices	38,281	446,054	-35,000	449,335
Asset Maintenance - Properties	36,758	324,667	0	361,425
Bus Station	0	20,549	-6,200	14,349
Housing Premises	0	12,938	-21,105	-8,167
Estates Mgt - Buildings	28,171	68,989	-163,302	-66,142

note: Support Service allocations are excluded

This page is intentionally left blank